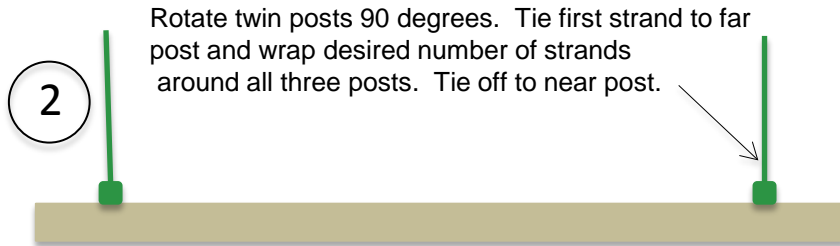
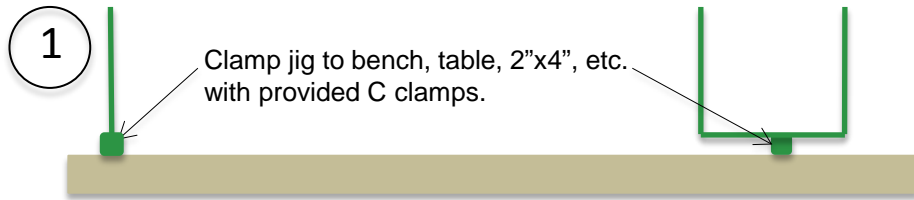
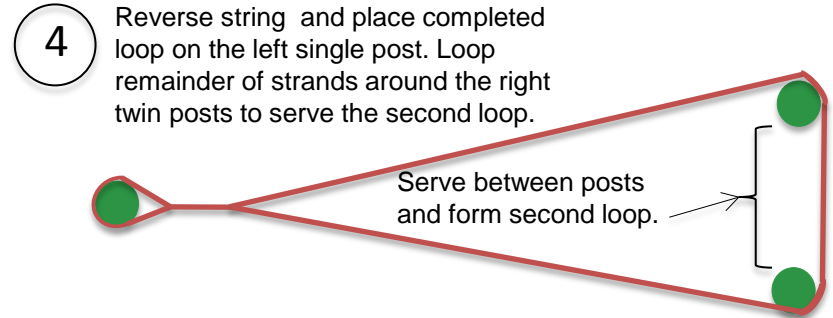


PEL BOW STRING JIG

Loop-to-loop length of string equals AMO length minus 3"
NOTE: Refer to your specific bow for actual string length.



Serve between posts and form first loop by rotating the posts and continuing to serve to close the loop. Don't forget to cut off the tied-on ends of the string after serving and before rotating posts.



Hint: It is sometimes easier to rotate the posts so that the posts are almost in line, hook the strands around the far post and the rotate the posts so that the string can be served.



Serve center section of string.

Full instructions for making a Endless loop bow strings are online at 3Riversarchery.com or included within "How to Build a Great Bowstring" DVD also available at 3Riversarchery.com along with other great bows string building information and instruction.